

# String Encoder

Mates To Virtually Any Encoder  
 Ranges: 0-50 to 0-250 inches  
 Available With or Without Encoder

# PT5600

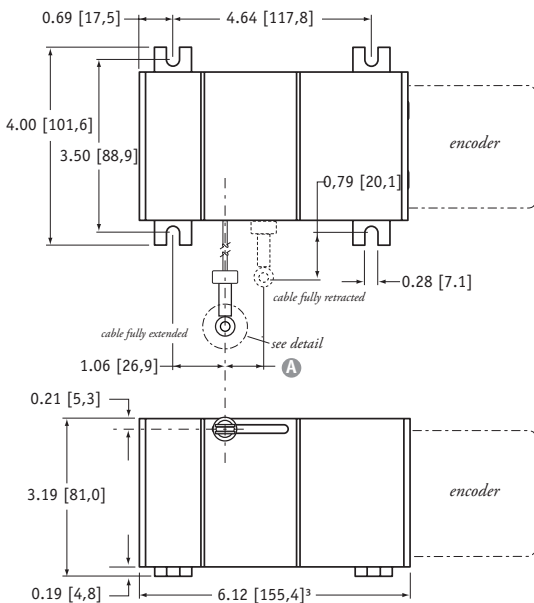
## Specification Summary:

### GENERAL

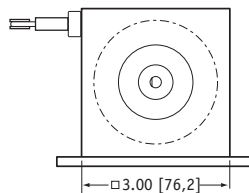
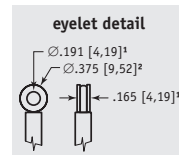
Full Stroke Range Options ..... 0-50 to 0-250 inches  
 Motion Conversion Ratio ..... 8 inches per turn, *see ordering information*  
 Accuracy ..... the lesser of 0.02% full stroke or 0.04% of measurement range  
 Measuring Cable Options ..... stainless steel or thermoplastic  
 Module Material ..... hard anodized aluminum  
 Maximum Allowable Rotational Sensor Torque ..... 1.0 in.-lbs.  
 Weight ..... 5 lbs. max.

### ENVIRONMENTAL

Operating Temperature ..... -40° to 200°F (-40° to 90°C)



stroke range	measuring cable	
	S47 • V62	N34
50	0.39 [9,9]	0.23 [5,9]
100	0.78 [19,7]	0.46 [11,7]
150	1.16 [29,6]	0.69 [17,6]
200	n/a	0.92 [23,5]
250	n/a	1.16 [29,3]



DIMENSIONS ARE IN INCHES [MM]  
 tolerances are 0.03 IN. [0.5 MM]  
 unless otherwise noted.

¹ tolerance = +.005 - .001 [+13 - .03]  
 ² tolerance = +.005 - .005 [+13 - .13]  
 ³ Overall dimension may vary depending on encoder configuration.

Our unique linear-to-rotational, industrial-grade string encoder module mates to virtually any encoder, giving you a cost-effective linear position measurement solution that precisely fits your requirements. The PT5600 takes just minutes to install, fits easily into tight areas, does not require perfectly parallel alignment, and provides reliable and precise position measurements without needing periodic adjustments.

For any high resolution or absolute encoder requirement, the PT5600 delivers the ultimate in flexibility. To order, simply select the measurement range and encoder mounting style—it's that easy! We even supply all the necessary encoder mounting tools and attaching hardware. If you can't find your encoder mounting style or you want us to provide the encoder, please give us a call.

## Ordering Information:

### Model Number:

**PT5600** - \_\_\_\_\_ - \_\_\_\_\_ - \_\_\_\_\_ - \_\_\_\_\_  
 order code:                      **R**                      **A**                      **B**                      **C**

Sample Model Number:

**PT5600 - 100 - N34 - FR - F01**

- R** range: 100 inches
- A** measuring cable: .034 nylon-coated stainless
- B** cable exit: front
- C** rotational sensor mounting style: F01 (2.5-in. sq. flange)

» Trying to reorder but can't find your existing model number? Please contact factory for help.

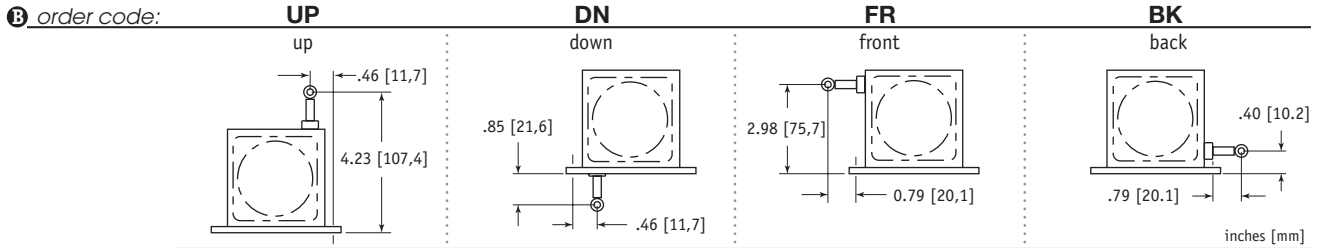
### Full Stroke Range:

<b>R</b> order code:	50	100	150	200	250
full stroke range, min:	50 in.	100 in.	150 in.	200 in.	250 in.
cable tension (±20%):	41 ounces	41 ounces	41 ounces	21 ounces	21 ounces

**Measuring Cable:**

Ⓐ order code:	N34	S47	V62
measuring cable:	.034 nylon-coated stainless steel	.047 stainless steel	.062 thermoplastic
available stroke ranges:	<i>all ranges</i>	<i>all ranges up to 150 inches</i>	<i>all ranges up to 150 inches</i>
conversion ratio:	1 turn = 8.002 ± 0.022 inches	1 turn = 8.042 ± 0.022 inches	1 turn = 8.077 ± 0.022 inches

**Cable Exit:**



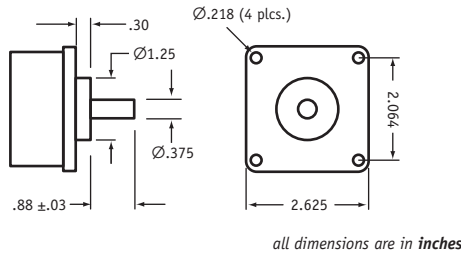
**Rotational Sensor Mounting Style:**

Ⓒ order code:

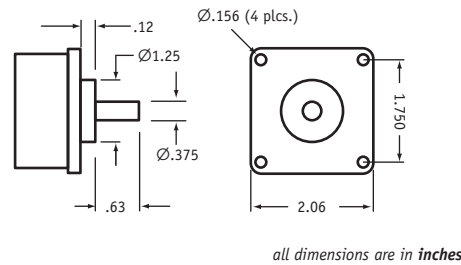
F01	F02	S01	S02	S04
2.5-in. Flange Mount 3/8-inch shaft	2-in. Flange Mount 3/8-inch shaft	Face-Mount 6 mm shaft M4 mounting screws	Face-Mount 10 mm shaft M4 mounting screws	Face-Mount 10 mm shaft M3 mounting screws

*Note: If you don't see your encoder style, please contact factory. All encoder types supported.*

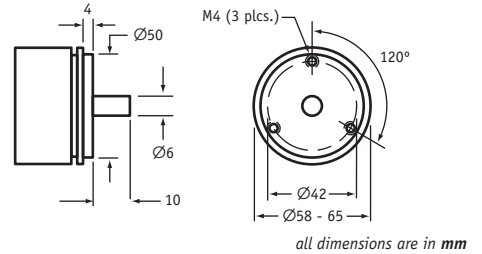
**F01 - 2½-inch Sq. Flange Mount (3/8-inch shaft)**



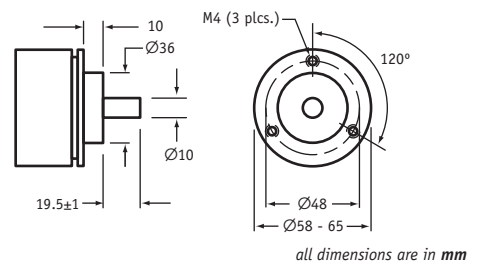
**F02 - 2-inch Sq. Flange Mount (3/8-inch shaft)**



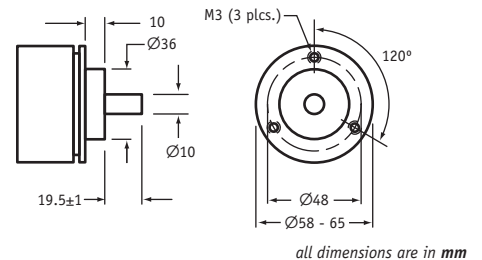
**S01 - Face-Mount (6mm shaft/M4 screws)**



**S02 - Face-Mount (10mm shaft/M4 screws)**



**S04 - Face-Mount (10mm shaft/M3 screws)**



version: 4.2 last updated: September 16, 2008