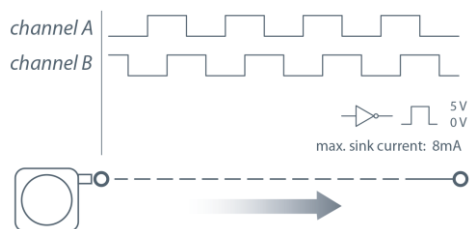


The Celesco SE1 is the digital encoder version of our compact String Pot series. The SE1 is an economical and durable device that utilizes a flexible cable, a spring-loaded spool and an incremental optical encoder to detect and measure linear position.

The SE1 is designed for tight spaces, high-cycle applications and generously allows cable misalignment. With a handy mounting bracket included, and 2 basic measurement ranges, the SE1 is a perfect solution for many applications, from light industrial to OEM.

Output Signal



SE1 Compact String Pot • Incremental

Linear Position to 50 inches (1270 mm)

Low-Cost, Long Life • Rugged Polycarbonate Enclosure

Free-Release Tolerant Measuring Cable

In Stock for Quick Delivery!

Specifications

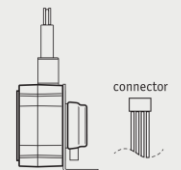
Available Stroke Ranges	0-25, 0-50 inches
Output Signal	incremental encoder (quadrature)
Accuracy	±0.050 inches
Repeatability	± 0.025 inches
Resolution	56.40 ±.32 pulses per inch
Measuring Cable	0.019-in. dia. nylon-coated stainless steel
Measuring Cable Tension	7 oz. (1.9 N) ±25%
Maximum Cable Acceleration	15 g
Enclosure Material	polycarbonate
Sensor	optical encoder
Cycle Life	1.1 million cycles
Enclosure	IP 50
Operating Temperature	14° to 185°F (-10° to 85°C)
Vibration	up to 10 g to 2000 Hz max.
Weight	5 oz. (w/o mounting bracket) max.

Electrical

Input Voltage	5 VDC
Input Current	50 mA max.
Output Driver	TTL compatible
Sink Current	8 mA max.
Electrical Connection	mating plug with 12-inch leads, included
Electrical Connector	Molex 53048-0410
Mating Plug	Molex 51021-0400 (shell), 50079-8100 (pins)

Ordering Information

Part No.	full stroke range	accuracy	cycle life
SE1-25	25 in (635 mm)	0.050 in.	1.1M cycles
SE1-50	50 in (1270 mm)	0.050 in.	1.1M cycles

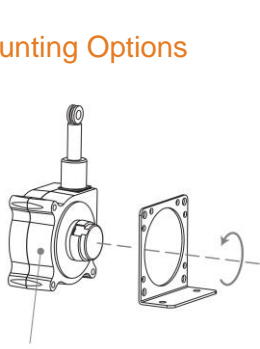


includes sensor, mounting bracket & conn. w/12-inch leads

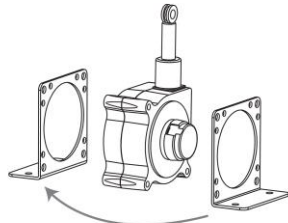
SE1

Compact String Pot • Incremental Encoder

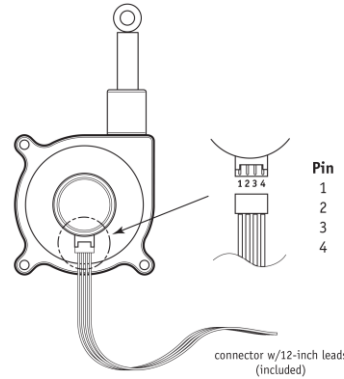
Mounting Options



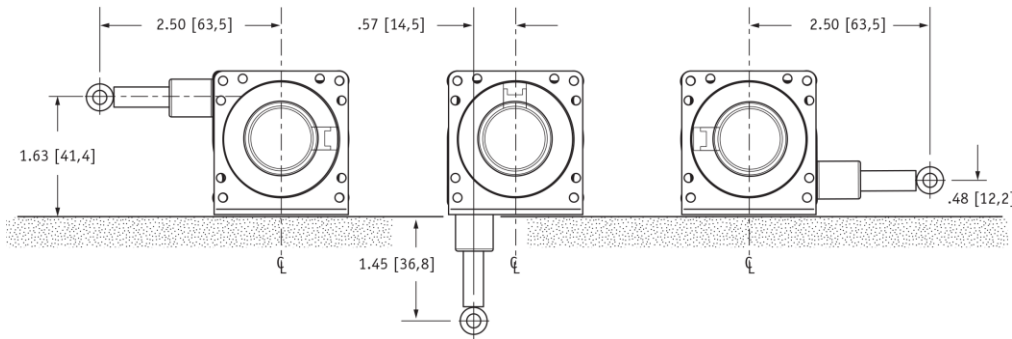
To change measuring cable direction simply remove the 3 bracket attaching screws and rotate sensor body to desired direction.



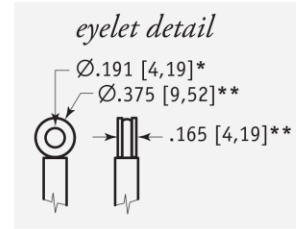
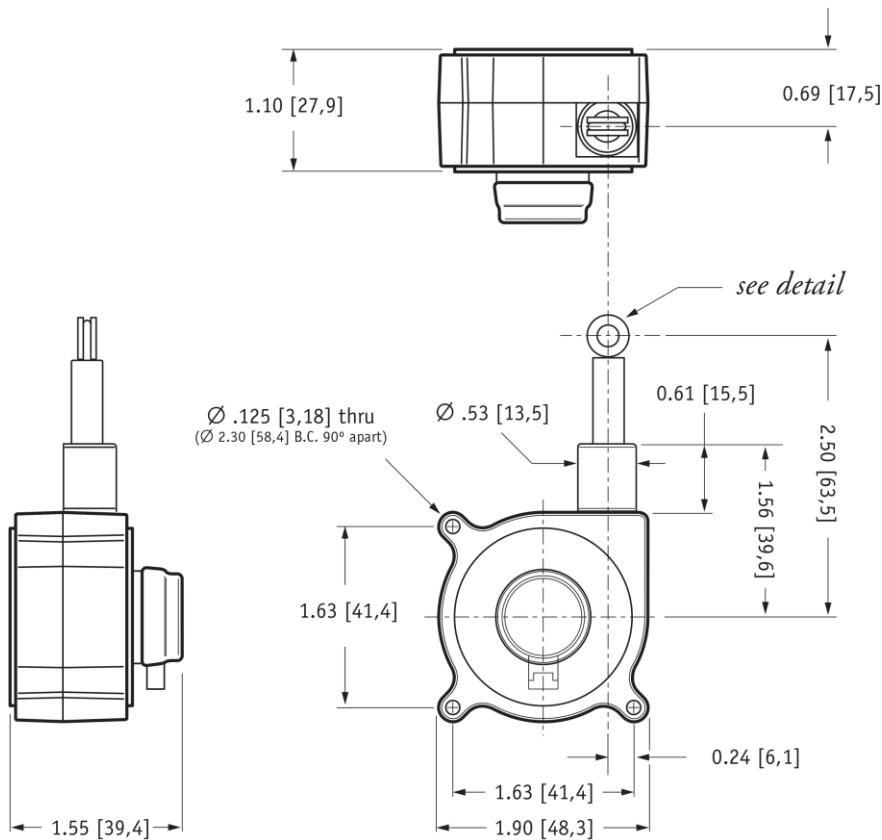
For added flexibility, mounting bracket can easily be switched to the opposite side.



Pin	Description
1	5 VDC power
2	A channel
3	Common
4	B channel



Outline Drawing (w/o bracket)



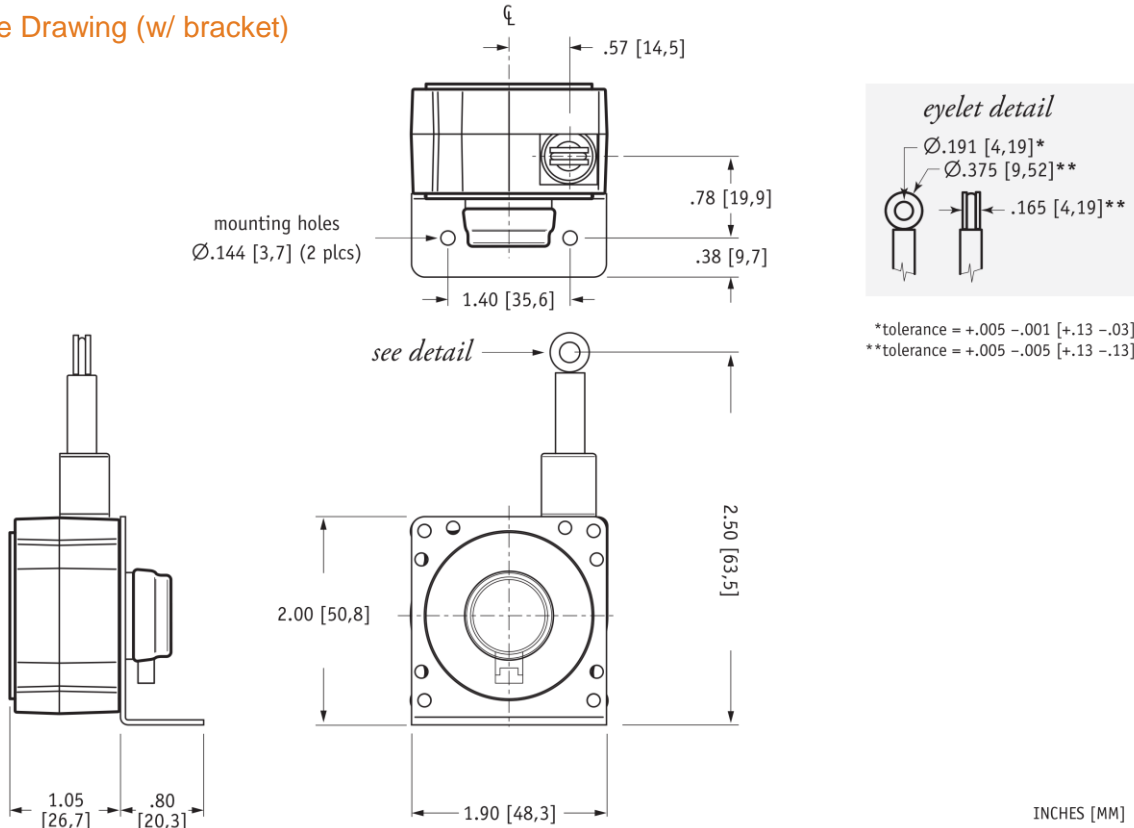
*tolerance = +.005 -.001 [+0.13 -.03]
 **tolerance = +.005 -.005 [+0.13 -.13]

INCHES [MM]

SE1

Compact String Pot • Incremental Encoder

Outline Drawing (w/ bracket)



INTERTECHNOLOGY
1-800-465-1600 INC.

19 Waterman Ave. Toronto, Ont. M4B1Y2
Tel: 416-445-5500 Fax: 416-445-1170
Toll Free: 1-800-465-1600
Email: sales@intertechnology.com
Website: www.intertechnology.com

TE.com/sensorsolutions

Measurement Specialties, Inc., a TE Connectivity company.

Measurement Specialties, TE Connectivity, TE Connectivity (logo) and EVERY CONNECTION COUNTS are trademarks. All other logos, products and/or company names referred to herein might be trademarks of their respective owners.

The information given herein, including drawings, illustrations and schematics which are intended for illustration purposes only, is believed to be reliable. However, TE Connectivity makes no warranties as to its accuracy or completeness and disclaims any liability in connection with its use. TE Connectivity's obligations shall only be as set forth in TE Connectivity's Standard Terms and Conditions of Sale for this product and in no case will TE Connectivity be liable for any incidental, indirect or consequential damages arising out of the sale, resale, use or misuse of the product. Users of TE Connectivity products should make their own evaluation to determine the suitability of each such product for the specific application.

© 2015 TE Connectivity Ltd. family of companies All Rights Reserved.

SE1 12/01/2015