


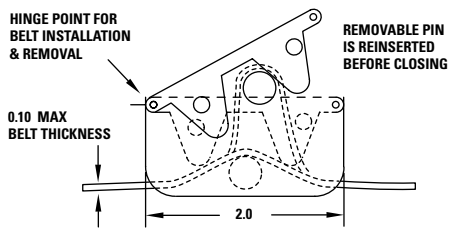
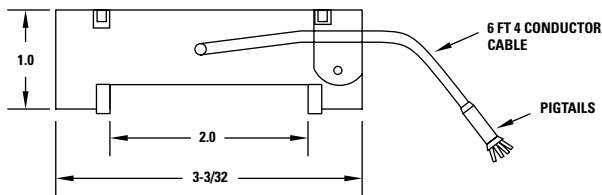
MODEL 3419

Seat belt load cell



Capacity available 3,500 lbs.*

*Please note: calibration will be performed to 2,500 lbs.



FEATURES :

- Small size
- Installs without "threading"
- Low sensitivity to belt thickness change

The Lebow® seat belt sensor features improved accuracy. Calibration is essentially independent of belt thickness, which may change under load. It's so simple to install. Just remove the pin, lay the belt on the transducer and replace the pin.

It provides excellent repeatability without the need for the extensive belt wrap required on previous models.

PERFORMANCE SPECS : 3419

SPECIFICATIONS

Output at rated capacity: <i>millivolts per volt, nominal</i>	2
Nonlinearity: <i>of rated output</i>	± 2%
Hysteresis: <i>of rated output</i>	± 4%
Repeatability: <i>of rated output</i>	± 1.0%
Zero balance: <i>of rated output</i>	± 2.0%
Bridge resistance: <i>ohms nominal</i>	350
Temperature range, compensated: °F	+70 to +170
Temperature range, compensated: °C	+21 to +77
Temperature range, usable: °F	-65 to +200
Temperature range, usable: °C	-54 to +93
Temperature effect on output: <i>of reading per °F</i>	± 0.003%
Temperature effect on output: <i>of reading per °C</i>	± 0.0054%
Temperature effect on zero: <i>of rated output per °F</i>	± 0.003%
Temperature effect on zero: <i>of rated output per °C</i>	± 0.0054%
Overload rating, safe: <i>of rated capacity</i>	150%
Excitation voltage, maximum: <i>volts DC or AC rms</i>	20
Insulation resistance, bridge/case: <i>megohms at 50 VDC</i>	>5,000
Belt thickness: <i>(maximum) inches</i>	0.10
Belt width: <i>(maximum) inches</i>	2.00
Weight: <i>in ounces</i>	8
Available capacities: <i>pounds</i>	3,500