

Truck Scale Assembly

FEATURES


- Rated capacities of 10,000 to 75,000 pounds
- High quality cast components
- *Unilink™* “floating” suspension system allows controlled floating of the scale deck
- Incorporates model 65058 double-ended shear beam load cells
- *Sensorgage™* sealed to IP67 standards
- Trade certified load cells for NTEP Class III: 10000 divisions; Class III: 5000 divisions available
- Factory Mutual System Approved for Classes I, II, III; Divisions 1 and 2; Groups A through G. Also, non-incendive ratings (No barriers!)
- **Optional**
 - Optional load equalizer pads available
 - Stainless steel version available

APPLICATIONS

- Truck scales
- Railroad track scales
- “Legal-for-Trade” tank, bin, and hopper weighing

DESCRIPTION

The 65058-TSA is a high capacity truck scale weighing assembly.

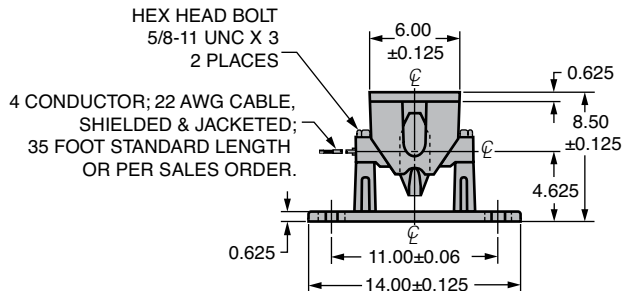
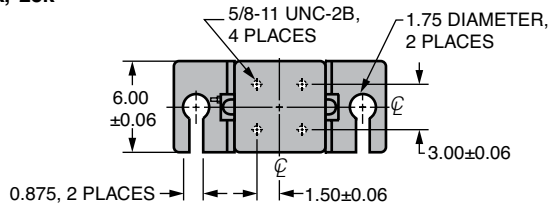


This product is designed to simplify the installation of the 65058 load cell into a certified Legal-for-Trade high capacity weigh bridge. *Unilink™* floating suspension allows controlled floating of the scale deck, providing a reliable and accurate weighing system. The load cell is nickel plated or stainless steel and sealed to IP67 standards, assuring reliability. The mount assembly is provided with a primer coat finish to simplify the manufacture of the scale.

This weighing assembly is rated intrinsically safe by the Factory Mutual System (FM); making it suitable for use in potentially explosive environments. This weighing assembly is certified for Legal-for-Trade applications by both American NTEP and International OIML standards.

OUTLINE DIMENSIONS in inches

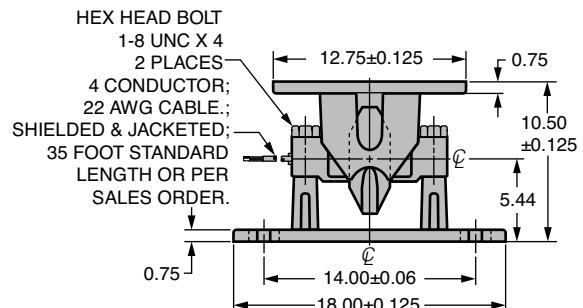
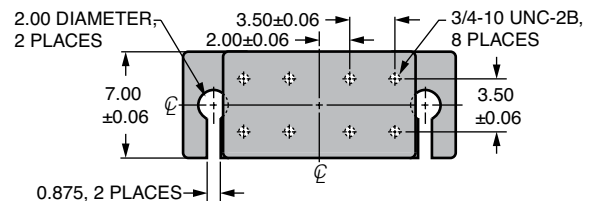
10k, 20k, 25k



Wiring

- + Excitation Red + Output Green
- Excitation Black - Output White

50k, 60k, 75k



Truck Scale Assembly

SPECIFICATIONS					
PARAMETER	VALUE				UNIT
Rated capacity—R.C. (E_{max})	10k, 25k, 40k, 50k, 60k, 75k				lbs
NTEP/OIML accuracy class	NTEP III	NTEP III L	Standard	OIML R60	
Maximum no. of intervals (n)	5000 multiple	10000 multiple		3000	
$Y = E_{max}/V_{min}$	See NTEP cert. 86-046A3			6667	Maximum available
Rated output—R.O.	3.0				mV/V
Rated output tolerance	0.25				±% mV/V
Zero balance	1.0				±% FSO
Combined error	0.02	0.02	0.03	0.02	±% FSO
Non-repeatability	0.01	0.01	0.015	0.01	±% FSO
Creep error (30 minutes)	0.025	0.030	0.03	0.017	±% FSO
Temperature effect on zero	0.0010	0.0010	0.0015	0.0010	±% FSO/°F
Temperature effect on output	0.0008	0.0008	0.0008	0.0007	±% of load/°F
Compensated temperature range	14 to 104 (-10 to 40)				°F (°C)
Operating temperature range	0 to 150 (-18 to 65)				°F (°C)
Storage temperature range	-60 to 185 (-50 to 85)				°F (°C)
Sideload rejection ratio	500:1				
Safe sideload	100				% of R.C.
Maximum safe central overload	150				% of R.C.
Ultimate central overload	300				% of R.C.
Excitation, recommended	10				VDC or VAC RMS
Excitation, maximum	25				VDC or VAC RMS
Input impedance	686–714				Ω
Output impedance	699–707				Ω
Insulation resistance at 50 VDC	>1000				MΩ
Material	Nickel-plated alloy tool steel*				
Environmental protection	IP67				

* Stainless steel available

FSO—Full Scale Output

All specifications subject to change without notice.

Disclaimer

ALL PRODUCTS, PRODUCT SPECIFICATIONS AND DATA ARE SUBJECT TO CHANGE WITHOUT NOTICE.

Vishay Precision Group, Inc., its affiliates, agents, and employees, and all persons acting on its or their behalf (collectively, "Vishay Precision Group"), disclaim any and all liability for any errors, inaccuracies or incompleteness contained herein or in any other disclosure relating to any product.

The product specifications do not expand or otherwise modify Vishay Precision Group's terms and conditions of purchase, including but not limited to, the warranty expressed therein.

Vishay Precision Group makes no warranty, representation or guarantee other than as set forth in the terms and conditions of purchase. **To the maximum extent permitted by applicable law, Vishay Precision Group disclaims (i) any and all liability arising out of the application or use of any product, (ii) any and all liability, including without limitation special, consequential or incidental damages, and (iii) any and all implied warranties, including warranties of fitness for particular purpose, non-infringement and merchantability.**

Information provided in datasheets and/or specifications may vary from actual results in different applications and performance may vary over time. Statements regarding the suitability of products for certain types of applications are based on Vishay Precision Group's knowledge of typical requirements that are often placed on Vishay Precision Group products. It is the customer's responsibility to validate that a particular product with the properties described in the product specification is suitable for use in a particular application.

No license, express, implied, or otherwise, to any intellectual property rights is granted by this document, or by any conduct of Vishay Precision Group.

The products shown herein are not designed for use in life-saving or life-sustaining applications unless otherwise expressly indicated. Customers using or selling Vishay Precision Group products not expressly indicated for use in such applications do so entirely at their own risk and agree to fully indemnify Vishay Precision Group for any damages arising or resulting from such use or sale. Please contact authorized Vishay Precision Group personnel to obtain written terms and conditions regarding products designed for such applications.

Product names and markings noted herein may be trademarks of their respective owners.